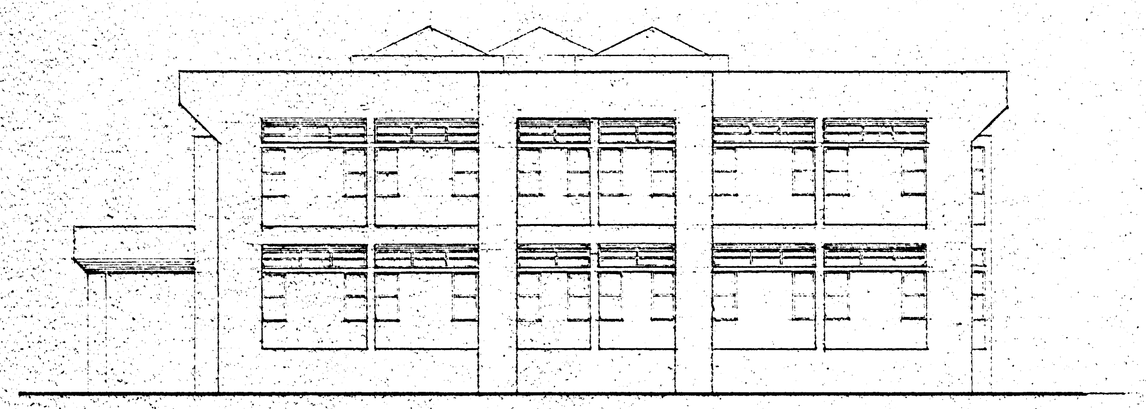

RIGHT SIDE ELEVATION.

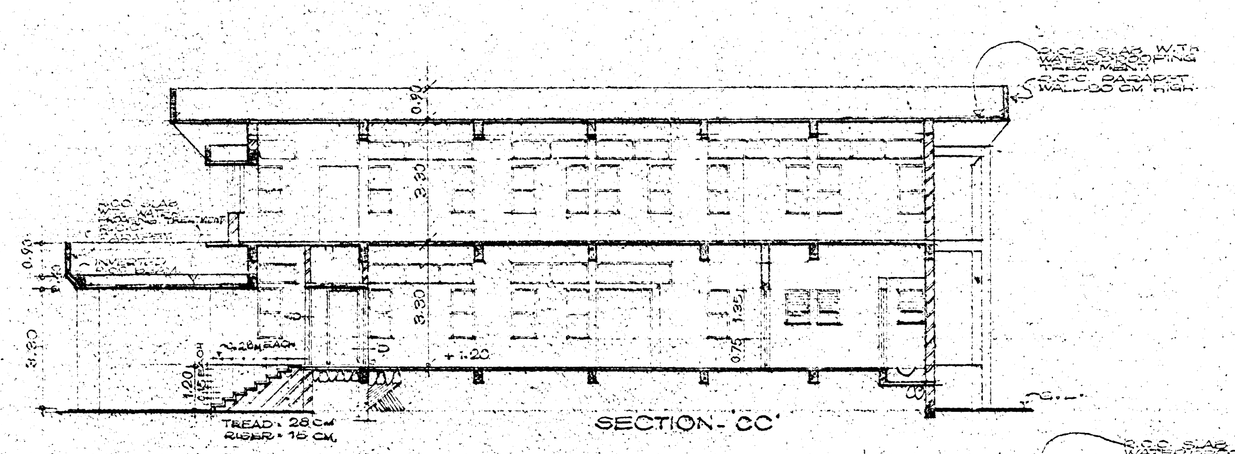

SECTION - 'CC'

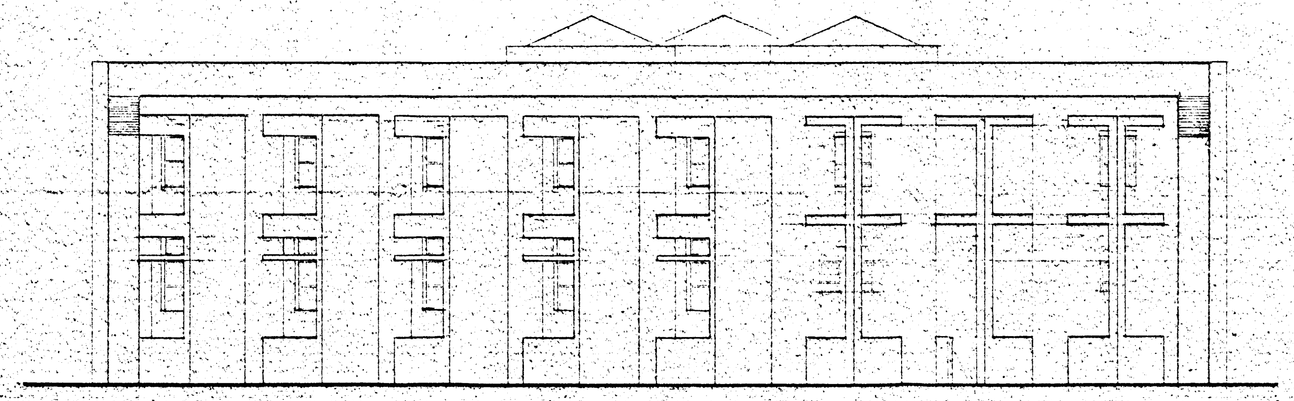

REAR ELEVATION.

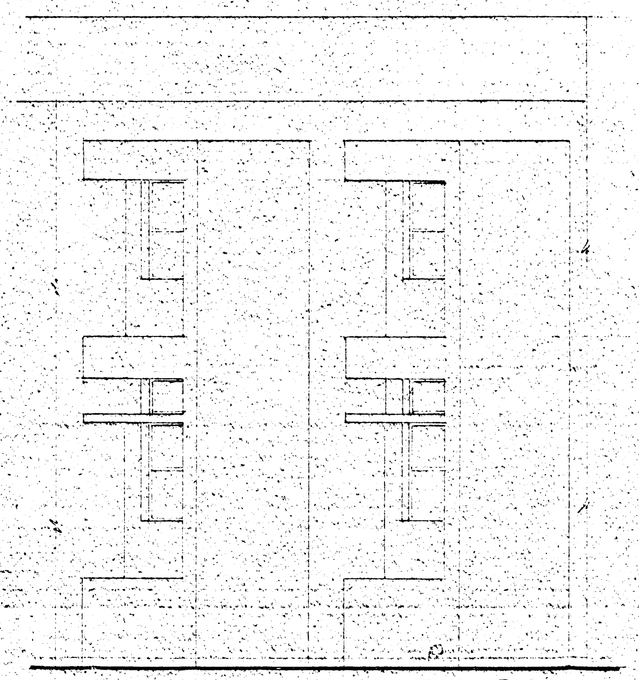

ELEVATION.

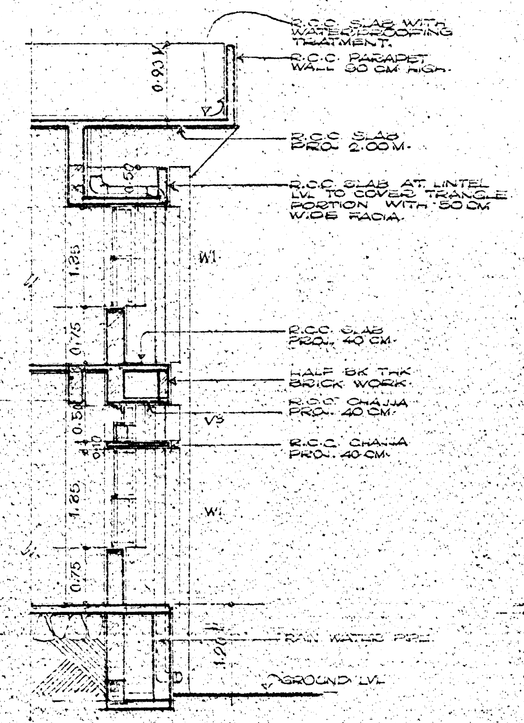

SECTION 'DD'

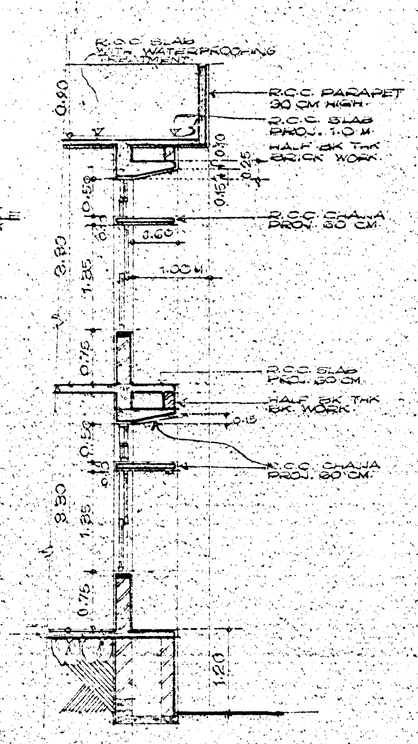

SECTION - 'EE'

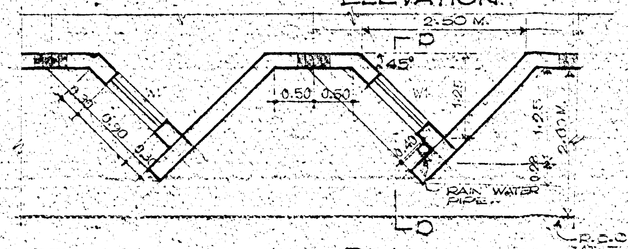

PLAN.

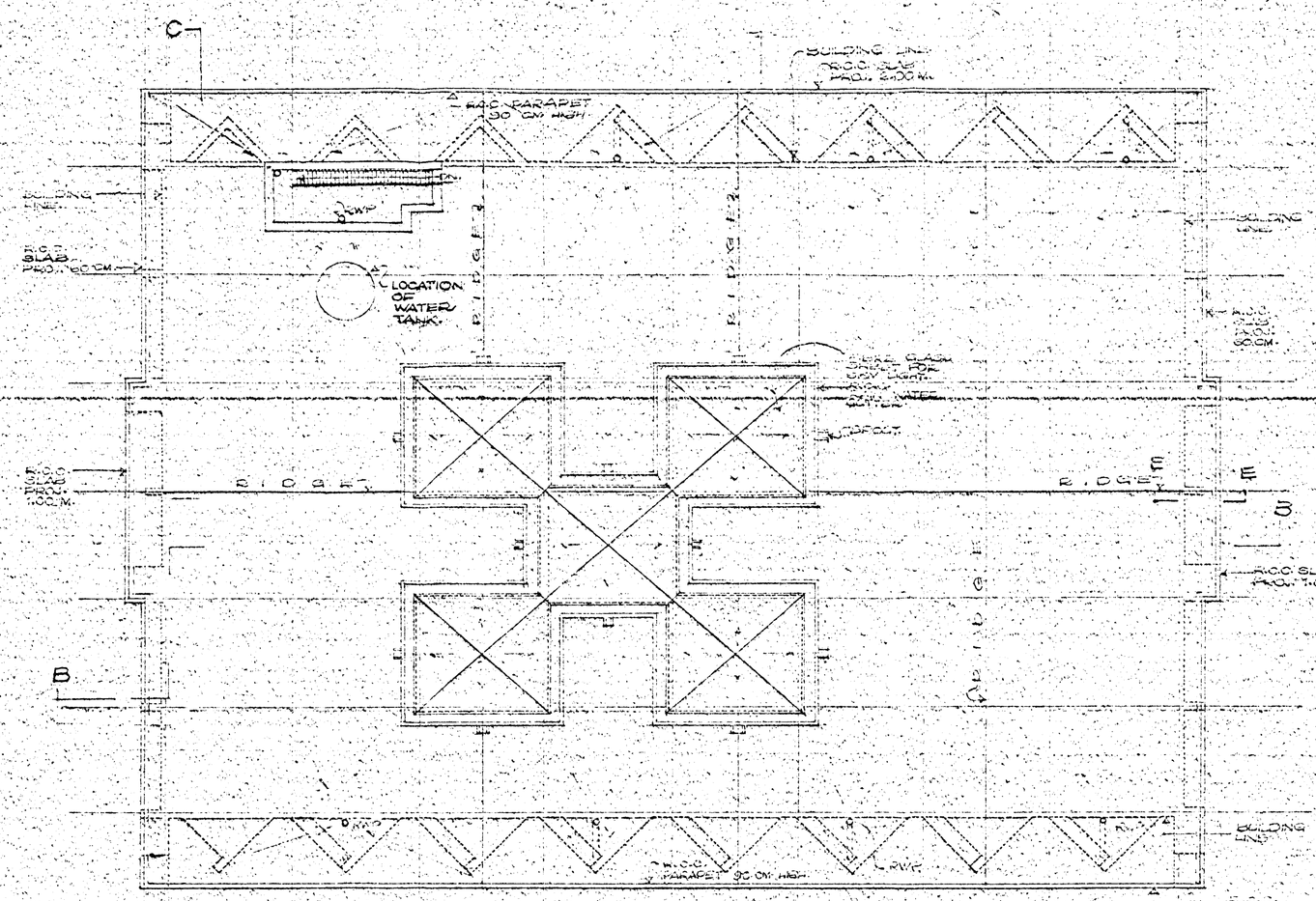

TERRACE PLAN.

BRIEF SPECIFICATION:

CONSTRUCTION:		R.C.C. FRAME STRUCTURE.
WALLS	EXTERNAL:	230 MM THK BK MASONARY.
	INTERNAL:	115 MM THK BK MASONARY.
FLOORING:	ALL ROOMS.	MACHINE POLISHED GREEN KOTAH.
	WAITING PASSAGE	" "
	GENTS/LADIES TOILET BLOCK	MACHINE POLISHED GREEN KOTAH.
	STAFF TOI. W.C. SUB	: CERAMIC NONSLIPARY TILES.
	STAIRCASE	TREAD/RISER MACHINE POLISHED GREEN KOTAH WITH METAL NOSING.
	BNT. STEPS	: MACHINE POLISHED GREEN KOTAH WITH WHITE MARBLE STRIPS.
SKIRTING DADO.	• ALL ROOMS	: 30 CM HIGH CERAMIC TILE.
	• TOILET BLOCK HAND TO STAFF TOI.	: CERAMIC TILE DADO UPTO 2.40 M. HT.
	• W.C. & SUB	: CERAMIC TILE DADO UPTO 1.20 M. HT.
PLASTERING	EXTERNAL	: SYNTHETIC PLASTER OF APPROVED SHADE.
	INTERNAL	: CEMENT PLASTER WITH NEERU FINISH.
DOORS		• M.S. COLD ROLLED FRAMED SINGLE/ DOUBLE FLASH DOOR AS PER SCHEDULE.
		• AL. POWDER COATED FRAMED, FULLY GLAZED OR PARTLY GLAZED/ PARTLY PANELLED, SWING DOOR.
		• M.S. COLD FRAMED WITH FRP SHUTTER FOR TOILET.
WINDOWS		• ALL POWDER COATED FRAMED FULLY GLAZED SLIDING WINDOWS AS PER SCHEDULE & DETAIL.
		• AL. POWDER COATED FRAMED, PARTLY GLASS LOUVERED PARTLY FIXED GLASS WINDOW AS PER DETAIL.
FIXTURES & FASTENINGS		AS PER APPROVED QUALITY.
PAINTINGS:	EXTERNAL:	WATERPROOF CEMENT PAINT OF APPROVED SHADE.
	INTERNAL:	OIL BOND DISTEMPER OF APPROVED SHADE.
	DOORS, WINDOWS	: OIL PAINT OF APPROVED SHADE.
PLUMBING & SANITARY FITTING		: AS PER APPROVED SHADE & QUALITY.
ELECRICAL FITTING		: OPEN CONDUIT WIRING WITH CASING/ CAPING.
PAINTS PROTECTION		: 1.0 M. WIDE R.C.C. ALL AROUND THE BLDG.
MISCELLENIOUS		STAINLESS STEEL (ROUGH/MAT FINISH) RAILING AS PER DETAIL.
		RAIN WATER PIPE SHALL BE CONNECTED AT GROUND LVL. FOR RAIN WATER HARVESTING.
		GREEN MARBLE BOXING FOR WINDOW AND VENTILATOR.

SCHEDULE OF DOORS.

TYPE	SIZE	DESCRIPTIONS.
GD.	2.00 x 2.10	M.S. COLD ROLLED FRAMED M.S. GRILL DOOR AS PER DETAILS OF PAINTER.
D	2.00 x 2.10	M.S. COLD ROLLED FRAMED PARTLY GLAZED, PARTLY PANELLED WITH BOTH SIDE LAMINATED PLYWOOD BLOCKED WITH FLOOR SPRING WITH FANLIGHT.
D1	2.00 x 2.10	SAME AS D, WITHOUT FANLIGHT.
D2	1.20 x 2.10	M.S. COLD ROLLED FRAMED DOUBLE SHUTTERED FLUSH DOOR WITHOUT FANLIGHT OIL PAINTED.
D3	0.90 x 2.10	M.S. COLD ROLLED FRAMED SINGLE SHUTTERED FLUSH DOOR WITHOUT FANLIGHT, OIL PAINTED.
D4	0.75 x 2.10	M.S. COLD ROLLED FRAMED WITH FRP SHUTTER WITH TOPPERS 30 CM PART GLAZED AS PER DETAIL.
D5	0.90 x 2.10	SPECIAL TYPE DOORS WITH SWING MOVEMENTS AND GRAB BARS, HANDLES (SPECIAL TYPE).

SCHEDULE OF WINDOWS.

W1	0.90 x 1.35	ALUMINIUM POWDER COATED FRAMED DOUBLE TRACK UPPER SHUTTER FIXED LOWER SHUTTER SLIDER SYMMETRICALLY FULLY GLAZED WINDOW WITH M.S. GRILL FROM OUTSIDE & WITH GREEN MARBLE BOXING AS PER DETAIL.
W2	0.60 x 1.35	SAME AS W1
W3	0.60 x 0.90	ALUMINIUM POWDER COATED FRAMED PARTLY LOUVERED PARTLY FIXED FULLY GLAZED WINDOW AS PER DETAIL.
V1	2.77 x 0.50	ALUMINIUM POWDER COATED FRAMED FULLY GLAZED COMPOSITE VENTILATOR AS PER DETAIL.
V2	2.00 x 0.50	SAME AS V1
V3	0.90 x 0.50	SAME AS V1
V4	2.90 x 0.50	SAME AS V1.

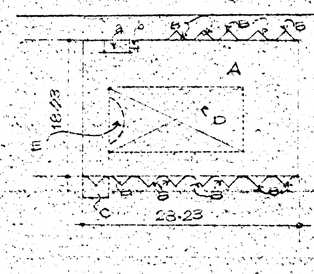

TOTAL BUILT-UP AREA ON GR. FLOOR.

A) 28.23 × 18.23 = = 514.63
B) 2.50 × 1.25 × 0.5 × 12 = = 18.75
C) 4.38 × 4.63 = = 20.19
= 553.57

DEDUCTIONS: a) 3.67 × 1.41 = 5.17
b) 0.85 × 0.887 = 0.73
= 5.90

NET B/U AREA = 553.57 - 5.90 = 547.67 M² ON GR. FLOOR.

B/U AREA ON FIRST FLOOR.

= B/U AREA ON GR. FLR + B - (C+D) + E

= 547.67 + (2.50 × 1.25) - (20.19 + (7.27 × 6.77)) + (4.38 × 4.63)

= 547.67 + 1.56 - (20.19 + (15.49)) + (15.59 - 5.4)

= 547.67 + 1.56 - (17.84) + 10.11

= 387.70 M²

TOTAL B/U AREA = B/U (GR. FLR + 1ST FLR)

= 547.67 + 387.70

= 935.37 SQM.

NO.	DATE	SIGN	CONTENTS

REVISIONS.

COUNTER SIGN.

B. M. SANKHE. CA/90/12880
CHIEF ARCHITECT,
MAHARASHTRA STATE,
P.W.D., MUMBAI.

OFFICE OF
THE DEPUTY
CHIEF ARCHITECT.
P. W. REGION,
AURANGABAD.

P. S. BALIWANT. CA/80/7574.
DY. CHIEF ARCHITECT.

PROPOSED
LIBRARY BUILDING
IN THE PREMISES OF
GOVT. ENGINEERING
COLLEGE AT JALGAON.

WORKING DRAWING.
TERRACE PLAN.
SECTION, ELEVATION.
SPECIFICATION.

SCALE	DATE	DEALT BY
1:100	14-9-04	S.M.WAGH.

JOB NO.
JALG (4)9/71/LIB DRG NO. 03

NOTE:
THIS MODIFIED PLAN IS BASED ON THE TYPE PLAN FOR AUDITORIUM & LIBRARY HALL FOR ENGINEERING COLLEGE AT AURANGABAD HAVING JOB NO - ABD-19-A, DRG. NO. 57, 58, 59.

- ALL DIMENSIONS ARE IN METER EXCEPT WHEREVER MENSION BY UNITS.
- ONLY WRITTEN DIMENSIONS ARE TO BE FALLOWED.
- ANY DISCRIPANCY NOTICED IN THIS DRAWING SHALL BE BROUGHT TO NOTICE OF THE DY. CHIEF ARCHITECT, P.W. REGION, AURANGABAD